

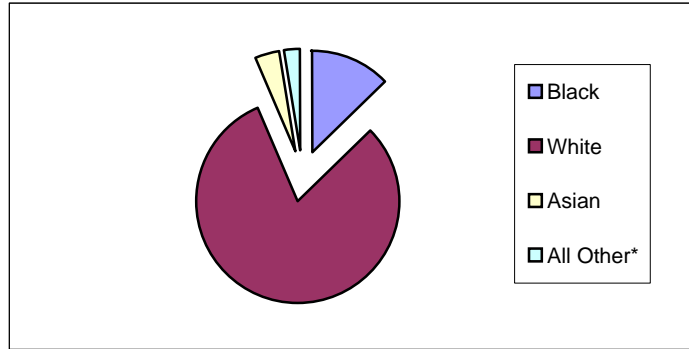
Race and the Death Penalty - Nationwide

General Population in the USA

source: US Census Bureau est. for 2000, <http://www.census.gov/ipc/www/usinterimproj/> (25 August 2007)

Race	% of Total
Black	12.7%
White	81.0%
Asian	3.8%
All Other*	2.5%

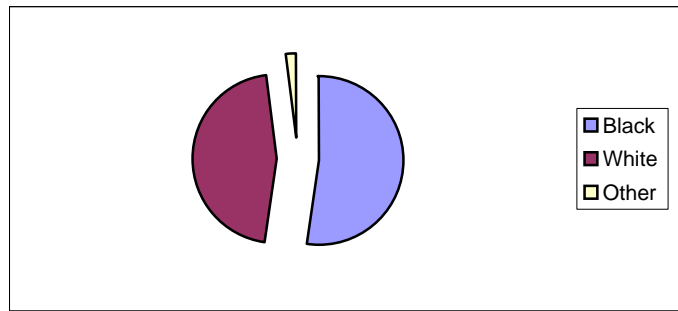
*All Other includes American Indian and Alaska Native alone, Native Hawaiian and Other Pacific Islander alone, and Two or More Races



Race of Homicide Offenders, 1976-2005

Source: <http://www.ojp.usdoj.gov/bjs/homicide/tables/oracetab.htm> (27 August 2007)

Defendant's Race	Number	% of Total
Black	344,312	52.18%
White	302,049	45.77%
Other	13,500	2.05%
Total	659,861	

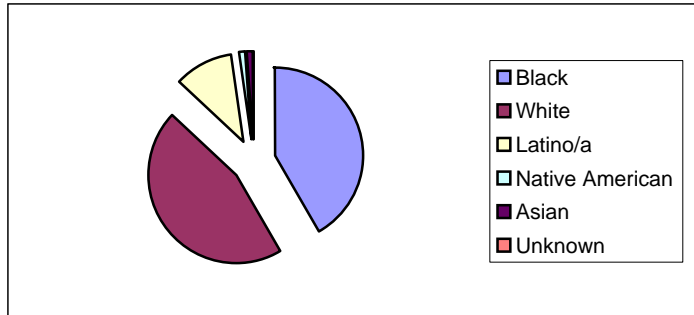


Race of Death Row Inmates as of 1/1/07

source: NAACP Legal Defense Fund's "Death Row USA" [as of 1/1/07]

http://www.naacpldf.org/content/pdf/pubs/drusa/DRUSA_Winter_2007.pdf (25 August 2007).

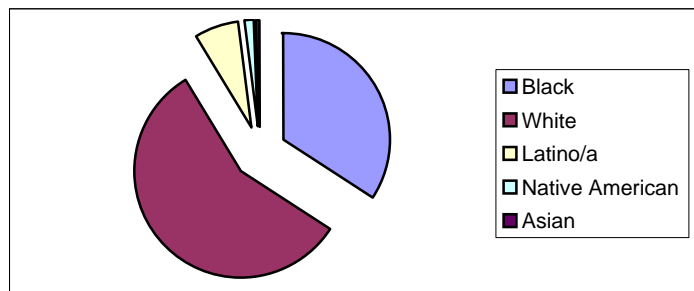
Defendant's Race	Number On Row	% of Total On Row
Black	1,397	45.28%
White	1,517	41.70%
Latino/a	359	10.72%
Native American	37	1.10%
Asian	39	1.16%
Unknown	1	0.03%



Race of Defendants Executed Since 1976 as of 1/1/07

source: NAACP Legal Defence Fund, *op.cit.*

Defendant's Race	Number Executed	% of Total Executed
Black	362	34.25%
White	604	57.14%
Latino/a	69	6.53%
Native American	15	1.42%
Asian	7	0.66%



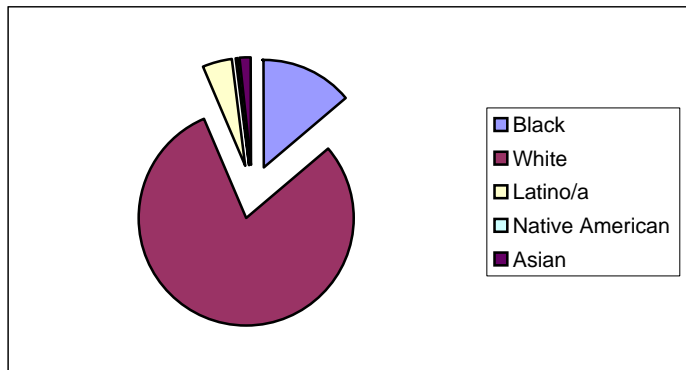
Race and the Death Penalty - Nationwide

Race of Victims Resulting in Executions

These are the races of the victims of the 1057 people executed as of 1/1/07

source: NAACP Legal Defense Fund, *op. cit.*

Victim's Race	Number of Victims	% of Total Victims
Black	221	14.01%
White	1,254	79.47%
Latino/a	72	4.56%
Native American	5	0.32%
Asian	26	1.65%



Defendant-Victim Racial Combinations

All Homicides 1976-2005

source: Bureau of Justice Statistics, *op. cit.*

	White Victim		Black Victim		Other	
	Number	Percentage	Number	Percentage	Number	Percentage
White Defendant	182,506	45.27%	11,262	2.79%	984	0.24%
Black Defendant	29,437	7.30%	175,255	43.47%	357	0.09%
Other	1,331	0.33%	161	0.04%	1,890	0.47%
Total	213,274	52.90%	186,678	46.30%	3,231	0.80%

For Executed Defendants as of 1/1/07

source: NAACP Legal Defence Fund, *op.cit.*

	White Victim		Black Victim		Other	
	Number	Percentage	Number	Percentage	Number	Percentage
White Defendant	567	53.64%	15	1.42%	13	1.23%
Black Defendant	218	20.62%	115	10.88%	22	2.08%
Other	50	4.73%	2	0.19%	36	3.41%
Total	835	79.00%	132	12.49%	71	6.72%

In addition, there were 19 defendant executed for murders of multiple victims of different races. Of these, 11 defendants were white, 5 black, and 3 Latino. (1.80%)